



# Midwest Miniature Guild

May 2026 Guild Newsletter

Objective: "to collect, create, assemble and share mutual interest of miniature(s)... and share our knowledge and skills with the membership."



## May 2, 2026 Meeting

### Meeting Schedule

Sales Set-Up .....	8:00-9:30
Check In.....	9:00-9:30
Morning Activities .....	9:30-12:00
Morning Vendor Sales.....	9:30-12:00
Lunch.....	12:00
Business Meeting .....	12:00-1:00
Afternoon Activities .....	1:00-3:00
Board Meeting .....	3:00-4:00

### Due April 17, 2026

- ❖ Meeting Registration
- ❖ Vendor Sales Registration

### Board Meetings:

April 26, 2026 Zoom  
 May 2, 2026 NBCC

## 2026 EVENTS

**April 9-11, 2026 Chicago Spring Show  
 Case of Miniatures, Chicago, IL**

**April 11-12, 2026 Chicago Interna-  
 tional Tom Bishop Show, Chicago, IL**

**July 31 & Aug 1, 2026 MN Miniature  
 Show NBCC New Brighton, MN**

**October 3, 2026 MMG Membership  
 Meeting, NBCC New Brighton, MN**

**October 4, 2026 Annual Dolls & Toys &  
 Bears OH MY!, Sheraton Minneapolis  
 West Hotel, Minnetonka, MN**

## Letter from the President

As I look ahead to our May meeting—my very first as president—I’m reminded how much joy this guild brings through creativity, shared curiosity, and the simple delight of seeing what each of you is working on. Stepping into this role is both an honor and a pleasure, and I’m grateful to be part of a community that welcomes new ideas as warmly as it welcomes new leaders.

Before looking ahead, I want to offer heartfelt thanks to our outgoing president, Eva Donaghue, vice president, Kris Brown and librarian, Sue Taylor. Their leadership, dedication, and steady guidance have meant so much to our guild, and I’m truly appreciative of the time and care they’ve given to help our organization thrive. I’m thankful for their continued presence in our guild community.

I’m also excited to welcome new and returning members of our board. Please join me in welcoming Barb Nygaard as vice president, Lynn Menk as librarian, Jim Neagbour as assistant librarian, and extending sincere thanks to Rick Petersen who has generously agreed to stay on as workshop coordinator. I look forward to working together as we support the guild and plan engaging activities for the year ahead.

I’d also like to extend sincere thanks to the Ginny Anderson estate for her generous donation to the guild. Thoughtful contributions like this help support our programs, projects, and events, and they truly make a difference. We are very grateful for this generosity.

Inspired by **America’s 250th Birthday**, our May meeting theme invites us to bring together history, imagination, and miniature artistry. Whether you’re building a colonial kitchen, a tiny picnic, or simply adding a festive touch to a favorite scene, bring it along. Half the fun is seeing how differently we each interpret a theme—and how many clever ideas we can “borrow” from one another.

The May meeting will also feature member **garage sale** tables, a perfect opportunity to find new treasures, pass along items you’re no longer using, and support fellow members. Whether you’re buying, selling, or just browsing, it’s always a lively and fun part of our gathering. See article Page 2.

Looking ahead, mark your calendars for the **Minnesota Dollhouse and Miniature Show, July 31 and August 1 (Page 7)**, which is always a highlight of the year. More details will be shared as plans come together, but we hope many of you will attend and help make it another successful and inspiring event.

Continued on Page 2

We're also beginning to plan a **group project coming up in October (See Page 9)**. More information is shared in this newsletter. Group projects are a wonderful way to collaborate, learn new techniques, and create something truly special together. I'm anticipating a great time will be had by all!

Finally, we will be forming a **nominating committee** and are looking for three volunteers to serve. If you're interested in helping support the future leadership of our guild, please consider stepping forward or reaching out to a board member for more information.

One of the things I've always loved about our guild is how our meetings become a space to reconnect, learn from one another, and enjoy the company of people who understand why a 1:12 scale teacup can make your whole week. Thank you for your enthusiasm, your generosity, and the creativity you bring to every gathering.

I'm excited to begin this new chapter with you. I look forward to seeing you in May and celebrating together—miniature-style!

Mary

### May's Luncheon Menu from Jimmy John's

A picnic style lunch from Jimmy John's!

Featuring a variety of sub sandwiches, chips, and other picnic fare to celebrate America's 250th Anniversary!

**If you walk in to register at Saturday's meeting, please bring your own lunch.**

As always, water, coffee, hot water and tea bags are provided along with morning snack items. Remember there is a refrigerator available to store food items if the meal is not acceptable to your diet.

### PLEASE NOTE FOR UPCOMING MAY MEETING

- **GARAGE SALE!** Bring your cash or checkbooks!
- Pre-order library materials
- New email address for Librarian [MMGLibrarian@gmail.com](mailto:MMGLibrarian@gmail.com)
- Ideas for centerpieces and favors and future classes
- Theme: America's 250<sup>th</sup> Birthday
- Bring a display!
- Walk-in registrants are not guaranteed lunches or table favors.



### MAY MEETING MEMBER GARAGE SALE!

Once again, we will hold our annual member garage sale in the afternoon of our May MMG meeting. Register for a table on the meeting registration form. Start cleaning out your excess or no longer loved items!

You may set up your table in the morning, but **you have to cover your table with opaque sheets until after the meeting when the sale starts.** There is no preselling! Tables are \$10 donation each and you can reserve a table with your registration form. Not enough stuff for a whole table? There may be someone interested in sharing a table with you. Contact Mila [mfalbaum8@gmail.com](mailto:mfalbaum8@gmail.com) and she will see what can be arranged.

## Smithsonian Exhibit

Congratulations to Beth Grabau, a member of our guild, who has the honor of displaying her miniature at the Smithsonian American Art Museum and the Renwick Gallery in Washington D.C. Beth stated in a Facebook post: "My item was selected when museum curators saw it at the 2023 Iowa State Fair. This Renwick Gallery Exhibit is called "State Fairs: Growing American Craft"

A label accompanying the miniature titled "The Pump House", 2023, mixed media including wood, is as follows:

Displays of miniatures draw massive crowds at the Iowa State Fair to peek into the windows of tiny dollhouses and rooms. Beth Grabau started this project with a miniature kit purchased at a Halloween sale. As a child, Grabau watched her grandmother doing the laundry in the pump house on her grandparents' farm, a small space with a dirt floor. In her model of that space, Grabau included miniature representations of embroidered tea towels, fresh farm eggs, jars of canned food, and braided rugs made from scraps, all emblems of her grandmother's daily life. She even included one of the pump toads that frequented the farm's cellar. Grabau's *Pump House* won Best in Show at the 2023 Iowa State Fair.



## Published Among Us

As time goes on, I find that many of our Guild members have special talents beyond what we see at our meetings. I have been introduced to 3 items in the last year published by members in miniature magazines. Luckily, the Guild has the largest library of miniature books and publications at our disposal.

I cannot find a way to easily put the articles in the newsletter or on our website so I have decided to do a display at the May meeting of the 3 that came to my attention. If you are interested, you may order the magazine from the librarian or take photos with your phone to do a project.




The first is very timely as it is “How to Celebrate May” by Pam Rouleau. It illustrates 2 miniature projects: a Maypole and May baskets. You could take pictures of this with your phone if you desired to do these projects. To order from the librarian, it is the “May 06 Issue #17 of the American Miniaturist”. Pam displayed this article herself last year.

The second I wrote an article about for the October 2025 Guild newsletter. Find the full article about the Duluth Library house in the May display. *Miniature Collector*, August 05 by Carol Dyson & Andrea Bauer.



The third is an article by Virginia Chase Sanderson, “The Invisible Art of Hagop Sandaldjian” in the *Miniature Collector*, June 03. The article is published on the Guild website, but take a look at the photos of his work in the magazine as the pdf does not do his work justice.

Perched on needles are Snow White and the seven dwarves and birds on a wire made of baby hair.



# FEBRUARY MEMBER DISPLAYS




River Berens



Judy Myers



Sue Taylor



Lynn Snyder



Karon Bedard



Lois Erickson



Barb Knight



Barb Knight



Tiffany Rodgers



Lynn Snyder



Rhonda Bauer



Barbara Knight



# WORKSHOPS, ACTIVITIES AND DEMONSTRATIONS

## WORKSHOPS 9:30 am – Noon (unless noted\*)



### LET'S MAKE AN OLD FASHIONED JAR OF LEMONADE

**Description:** Working with polymer clay-a demonstration on Millifiori cane lemon slices, form bowl, candy cane straws, & sweet bread. Make lemons to fill bowl, frost bread & add lemon slices on top. Fill jar with lemon slices, then with colored resin, add straws for lemonade. Cure resin with special LED light. Arrange items on a covered board.

**Instructor:** Pam Rouleau

**Skill Level:** Beginner to Intermediate

**Tools/Supplies:** Bring stylus, tweezers, Quick Grab Tacky Glue, coarse sandpaper, small paint brush, container to transport home, cheaters.

**Cost:** \$25.00

**Class Limit:** 12

**Extra Kits:** None



### WICKER BASKET

**Description:** Students will make a one-inch handled wicker basket from wire and twine

**Instructor:** Joan Purcell

**Skill Level:** All skill levels

**Tools/Supplies:** Tacky glue and small sharp scissors.

**Cost:** \$20.00

**Class Limit:** 8

**Extra kits:** None



Plants and tools not included

### COUNTRY GARDEN BENCH\*

**Description:** Make a beautiful Country Garden Bench! Class will take 4 hours\*. Bench Kit provided includes all the parts to make the bench.

**Instructor:** Patrick Kinney

**Scale:** One inch

**Skill Level:** All levels

**Tools/Supplies:** Sandpaper (150 and 220 grit), Tool Kit, Square or Gluing Jig, Hobby glue (i.e. Tacky glue), Stain and paint of your choice.

**Cost:** \$25

**Class Limit:** 15

**Extra Kits:** None

(Workshops Continued on Page 7)



### 1950'S PILLBOX HAT WITH CLUTCH PURSE

**Description:** Learn skills to create a 1950's pillbox hat and clutch.

**Instructor:** Eva Donaghue

**Scale:** One inch

**Skill Level:** Beginner to Intermediate

**Tools/Supplies:** Tweezers, Sharp Scissors and a damp cloth.

**Cost:** \$15

**Class Limit:** 8

**Extra Kits:** None

## Minnesota Dollhouse and Miniature Show

July 31 and August 1, 2026 at the New Brighton Community Center

Always a great show with fantastic vendors and amazing classes!

Volunteers will be needed to cover a Midwest Miniature Guild table at the show. Contact Jane Sanem, Membership Chair for details. The Guild will pay your entrance fee for the show!!! She likes two members to staff the table at a time during a shift. All you do is speak to prospective members about our passion, show them the display, and hand out a favor. Hopefully, sign them up!

Since you will be going to the show to buy new treasures anyway, take a turn at the table.



### My Miniature Travels

by Joanne Wasmund

Left: A fun miniature I came across in the Crystal Court of the IDS Center. "Miniature Art Shanty Village" by Anthony Chapin. It looks to be floating on a water feature.

Right: The "World's Largest Miniature Circus" at Sarasota Florida's *The Ringling*. The model is located in the *Ringling Brothers and Barnum and Bailey Circus Museum on The Ringling site*.

The Howard Brothers Circus created by Howard Tibbals is a 3,800-square-foot, 3/4" scale model representing the tented, famous circus of the early 20<sup>th</sup> century. It took Mr. Tibbals over 50 years to create the over 42,000 pieces depicting the circus magic thru miniatures, lights, sounds and animation. He collected materials documenting the history of *The Ringling Brothers and Barnum and Bailey Circus* to make his model historically accurate. It is a wonderful exhibit to view for all ages!



**BOARD OF DIRECTORS  
OFFICERS-Elected**

**President**

Mary Huffer  
[maryjhuff@gmail.com](mailto:maryjhuff@gmail.com)

**Vice President**

Barb Nygaard  
[bnygaard2@comcast.net](mailto:bnygaard2@comcast.net)

**Treasurer**

Mila Falbaum  
[mfalbaum8@gmail.com](mailto:mfalbaum8@gmail.com)

**Secretary**

Barb Anderson  
[bobby110700@gmail.com](mailto:bobby110700@gmail.com)

**Parliamentarian**

Elyse Phillips  
[elissapaigephillips@gmail.com](mailto:elissapaigephillips@gmail.com)

**Appointed Positions**

**Membership**

Jane Sanem  
[janeansanem@gmail.com](mailto:janeansanem@gmail.com)

**Librarian**

[MMGLibrarian@gmail.com](mailto:MMGLibrarian@gmail.com)  
Lynn Menk

**Assistant Librarian**

Jim Neagbour

**Centerpieces/Favors**

Brenda Lutter  
[lutterbee@comcast.net](mailto:lutterbee@comcast.net)

**Assistant Centerpieces/Favors**

Eva Donaghue

**Newsletter Editor**

Joanne Wasmund  
[jwasmund@nuveramail.net](mailto:jwasmund@nuveramail.net)

**Technology**

Elyse Phillips  
[elissapaigephillips@gmail.com](mailto:elissapaigephillips@gmail.com)

**Website**

Carson Whitlow  
[slipperguy@aol.com](mailto:slipperguy@aol.com)

**Workshop Coordinator**

Rick Petersen  
[ricky7p55343@gmail.com](mailto:ricky7p55343@gmail.com)

**Vendors/Garage Sales Coordinator**

Position Open

**Junior Member Coordinator**

Karen Fernholz

**Directory**

Janet Rasmussen

**\*\*\*Members Needed to Fill Positions\*\*\***

(Interested? Contact a Board Member)

- ✓ **Historian**
- ✓ **Vendors/Garage Sales Coordinators - 2**
- ✓ **Technology Committee - 2**
- ✓ **Workshop Teachers**

**Committees:**

**Artisan Search Committee:**

Jane S.-Chair/Board rep  
Linda O.

**Scholarship Committee:**

Jane S.-Board rep  
Mary B.-Chair  
Alice R.

***Nominating Committee Volunteers***

We again need 3 volunteers for a **Nominating Committee** to be formally elected by the Guild at the October Meeting. The committee calls members, starting in October, to find those members willing to volunteer for elected positions being voted on at the February 2027 Guild Meeting. They also ask for members interested in appointed positions. They present their list of candidates to the Board by December. Please consider volunteering for this vital function to keep our Guild flourishing. Assistance from the Board will be provided. Thank you for your consideration.

**Interested in Making Centerpieces or Table Favors for MMG Meetings?**

Clubs or individuals are encouraged to present an idea, and/or a sample, for a favor or a centerpiece. They should present ideas to the Centerpiece/Favors Board Member. The idea must be pre-approved by members of the Board before items are made. After this approval and finished items are presented to the Board, reimbursement for the favors and centerpieces will be authorized. 12 centerpieces & 80-100 table favors per meeting are suggested needs. Items should be similar, but not necessarily identical. If you have questions please contact Centerpiece/ Favors Board Member.

**Library News**

We probably have the most extensive miniatures library as any group with our interest. Please make use of it by looking at on-line list of items and order from the librarian as per instructions on Bulletin Board.  
[MMGLibrarian@gmail.com](mailto:MMGLibrarian@gmail.com)

**Our library welcomes donations of any books and magazines you are ready to part with. Thank you.**

## October 2026 MMG Meeting Project

By Jane Sanem

Our October 2026 MMG meeting will be slightly different than usual - but we think it will be lots of fun!

I was intrigued when I saw Christmas miniatures displayed inside Christmas cookie cutters. I thought of endless possibilities and had to try my hand at some! The picture with this article shows my attempt.

For our October meeting, we'll have everything YOU need to create your own cookie cutter miniature display! That includes - background paper and Christmas cards, miniatures, ribbon, and of course your own cookie cutter. All Christmas related!

We'll have kits available to include in your cookie cutter, a special keepsake, auctions, door prizes, and other surprises.

We'll have examples of finished cookie cutters on display at our May meeting.

So get your creative juices flowing! If you want to include your own miniatures or your own cookie cutters, you are welcome to bring them along / or any other of your own materials.

Stay tuned for more information at our May meeting! Ideas or suggestions? Let me know!



# MEMBER NEWS

*Welcome to our New and Returning Members!*

*Shannon H., (Minneapolis)  
Sandra P., (Maple Plain)  
Patrick T., (Richfield)  
Lisa H., (Minnetonka)*

*Marcy H., (Minnetonka) (returning)  
Heather I., (Edina) (returning)  
Pat K., (Savage) (returning)*

## Remembering

Virginia "Ginny" Anderson, A founding member of Midwest Miniature Guild formed in 1985.  
<https://www.dignitymemorial.com/obituaries/minneapolis-mn/virginia-anderson-12753284>  
Her husband donated some of her miniature treasures to the Guild.

## Potential Ideas for Future Workshops and Centerpieces



2027 CLASS INTERESTS  
WOULD LIKE YOUR INPUT

TABLE SETTINGS  
(printed Chryseon dishes, silverware, glasses, cross attached place mats etc) looking for Chryseon items. If you have extra to sell or donate, "sample"

THEMED CUPBOARDS  
HOW WOULD YOU LIKE TO DECORATE YOUR HUTCH? (I thought it was fun project and so many ways to decorate it. I would be willing to have another one if you like. (200-545) depend on how much space. 100-545? Strawberry Birthday Party, Holidays etc. "sample"

PRETTY PLEATER DEMONSTRATION CLASS  
Look for a Bed Sheet, Curator of Doll Hair Cutting (Remember this handy form? We are looking for any of you that have one to share for classes) "sample"



Joyous season...  
gentle beauty



2026 WORKSHOPS

MAY  
LETS MAKE LEMONADE BOARD-\$25  
(polymer clay bowl, lemons, resin filled jars)

OCTOBER  
FALL FILLED WHEELBARROW -\$40  
(Basket kits, apples, squash, pumpkins, Sunflowers) this may vary

PASTEL FLOCKED TREE-\$20  
(beads variety, chains and candy canes)

INTERESTS FOR CENTER PIECES  
would you like to win of these?

SEE SAMPLES

NEEDLE FELTING- A MUSHROOM  
(Fairy Teacup)

BLT SANDWICH MAKING- BOARD

MAKING CARMEL APPLES- BOARD





DOLLHOUSE WOES  
Got a skeleton in your closet, too?

By Gina Chase Sanderson

How in heaven's name do I ever get my dollhouse finished? When I ask around, one woman tells me—and she's an authority; she's finished five of her own—to get the whole exterior done before I even think about beginning to work on the interior. Well, okay. She seems to be right about that.

This good advice comes too late. I'm in the midst of trying to install the coach lights on the exterior, but I've already wallpapered the interior and find myself trying to peel it away to get at the interior wiring behind the coach lights. But—wait! She's wrong. If I had done the exterior first, I wouldn't have any tape wire to attach the coach lights to. It's a little complicated, I have discovered. More than a little. Far more complicated than I dreamed when I innocently ordered my Franklin dollhouse kit. It was going to be a perfect dollhouse for me, the Minnesota farmhouse of my childhood. I wouldn't need to worry about it's being true to an era, because these houses still stand, all over the Minnesota countryside, and I would be able to furnish it the way I furnished my own house, with a (to me) wonderful hodgepodge of old furniture, made by my dad or inherited from my folks or found at garage sales, or antiques cheaply acquired, [usually from Goodwill] over the years: comfortable. No rules.

The Franklin dollhouse kit was manufactured in 1979 by the Artply Dollhouse Company, now out of business. It's vintage now, but when I ordered the kit in 1989 it wasn't so old. Nor was I. When the kit arrived, I was shocked to see how big and *heavy* the box was, and how daunting it all looked when I peeked inside. I shoved it under the bed, where it crouched for five years in quiet reproach.

I finally got going on it when we moved to a house where there was actually a basement workshop perfect for taking on this vast project. I remember taking out one piece of cheap splintered plywood after another, spreading them all over table, workbench, and floor, noting with dismay how imperfectly punched all the pieces were. A map the size of Gibraltar listed all the parts.

I did a lot over the years, even though those were the teaching years. I had little time, but a big need to find a hobby that would whisk me away from the complexities and stresses of my job. It worked. As often as I could, I would don my apron in the evening and head downstairs for an hour or two of perfect timeless absorption in another world. I got the shell built, and without really knowing my own limitations, I bashed it extensively, adding windows and doors everywhere. Covered it with beautiful clapboard.

And then it got harder, but I pushed on. I did the lighting, amazing. Wallpapered. But so much still lay ahead—roofing, porch—oops, only after the windows and doors. And then it was time to do the staircase. I didn't want to install the cheap little staircase included in the kit; the steps were too steep for my little people ever to manage. But now it would seem I had made an irreparable error in building the shell to completion before thinking about the staircase. I failed to study the enormous instruction sheet, because who would think that the staircase should be installed *before the shell was completed*? And so now I quite simply cannot reach the stairs. By which I mean the place where the stairs would be, if I could get there to install them. To work on the staircase I would have to insert my hand through the front door, and that's not good enough. So I am stuck. I did a few things to distract myself: I finished the wallpapering, installed hardwood floors, painted the house. Big accomplishments! How big, nobody could know who hasn't done it. But the staircase is where I am stuck. I will try my best to install the staircase in spite of the mind-bending gyrations my hands and forearms will have to perform. What if I can't? I'll climb down from my perfectionist pedestal and fake it some way, because for heaven's sake nobody can even see this staircase, because it's not facing the back of the house!

But that problem set me back for a few years. And now that I am retired and have all the time in the world, I seem to work on my dollhouse not at all. Or rather, since I started inviting some miniaturist friends over to work on projects with me, I work on it about one day a month. They're rooting for me, but at that rate we all know it will never be finished. Unless . . . readers, can you help me, can you help all of us who stare at an unbelievable 25-year-old skeleton and are filled with despair at this reminder of the death of a dream? A reminder, too, of the eventual death of the dreamer.

Is there a way to get this dollhouse done? Send me your ideas at [vfcs@icloud.com](mailto:vfcs@icloud.com) and I will share them here. If you believe it can happen, clap your hands!

Important

## BULLETIN BOARD

### Interested in Making Centerpieces or Table Favors for MMG Meetings?

Clubs or individuals must present an idea and upon approval will be reimbursed for items made. 12 centerpieces & 80-100 table favors per meeting are needed. Items should be similar. Questions? Contact Centerpiece/Favors Board Member.

### Scholarships Available

The Scholarship Program promotes the advancement of the hobby of miniatures by supporting members who wish to learn skills that can be shared with the Guild. In exchange for the scholarship, the recipient agrees to teach a workshop within one year of taking the workshop. Questions may be directed to Mary Breslin at [mary.breslin55@gmail.com/](mailto:mary.breslin55@gmail.com). The application and instructions for scholarship are on our website <https://midwestminiatureguild.org/>

### MMG Facebook

<https://www.facebook.com/midwestminiatureguild/>

Share projects, fun finds, tutorials, and ask questions!

First time at the site, click the blue "Join Group" button. Once joined, SHARE! Type your message where it says "Write something" and add your photos by clicking "Photo/Video." Don't have a Facebook Account? You can view the group but won't be able to post at <https://www.facebook.com/groups/1053410018407866>

You can also share by emailing your project and notes to Elyse at [elissapaigephillips@gmail.com](mailto:elissapaigephillips@gmail.com). She'll post them to the page.

### NEWSLETTER

We welcome interesting articles or personal submissions to share with guild members thru the newsletter. Please send items to: [jwasmund@nuveramail.net](mailto:jwasmund@nuveramail.net). Thanks!

### MMG Library on Website

**We are continually looking for donations of books and magazines related to miniatures and dollhouses that can be added to the permanent MMG Research Library. Please bring any donated materials to the MMG Library table at the next meeting. Thank you!**

You can access the MMG Library Inventory on our MMG website. [www.midwestminiatureguild.org](http://www.midwestminiatureguild.org) Instructions to request items also posted on site. Send requests to: [MMGLibrarian@gmail.com](mailto:MMGLibrarian@gmail.com)

### MMG WEBSITE

Our website has a page, at no cost, for members to list miniature items & supplies to sell or give away or to request items one is looking for. Also you can find old newsletters and listing of Library items. [www.midwestminiatureguild.org/ads.htm](http://www.midwestminiatureguild.org/ads.htm)

### Business Cards and Brochures

If you need MMG business cards or brochures to promote our hobby, please contact Jane Sanem. They are available at the August Mini Show and at the Guild meetings.

### Chicago International - World's Largest Miniatures Vendor Show & Workshops

Chicago International (aka Tom Bishop show) is held in April every year in Chicago. Miniatures dealers from 20 countries & 32 states assemble. Check out <https://www.bishopshow.com/>. You may book a hotel room at special show rate; register for workshops before the vendor show; buy a preview ticket for a day of shopping before opens to general public. Other miniatures shows may run at the same time with a shuttle running between the shows. Speak to a member who has gone, it is fantastic!

Eva's Etcetera ETC  
&  
House of Caron

Fine Fabrics, Laces, Trim, Notions,  
Wigging, Patterns, Kits, & Buckles

Porcelain Dolls, Porcelain Pieces,  
Molds, Polymer Clay Creations

Classes Available - one on one or  
group, in studio or home.



Website: [evasetceteraetc.com](http://evasetceteraetc.com)

Email: [eva@evasetceteraetc.com](mailto:eva@evasetceteraetc.com)

Mail: Eva's Etcetera ETC  
1642 Ridgewood Lane S  
Roseville MN 55113

Or

Studio: Eva's Etcetera ETC  
2010 East Hennepin Ave  
Suite #213 Box 19  
Minneapolis MN 55413



## JONI'S TINY TREASURES

Joan Purcell

23735 Gillette Curve  
Excelsior, MN 55331

952-474-1881

[joan.purcell@msn.com](mailto:joan.purcell@msn.com)



## The Wild Orchid



Euro-Crowns, Egyptian, Fossils,  
Gems, Orchids, Books & More!

E-mail: [orchidmini@aol.com](mailto:orchidmini@aol.com)

<http://c-we.com/wild.orchid>

## Wren Song Miniatures

By Kathleen Stewart



"Unique African, Native American, County,  
North Woods, Oriental and Victorian Designs"

[www.wrensongminiatures](http://www.wrensongminiatures)

# MINIATURE CRUSH

DECOR



BUILDING SUPPLIES



BATTERY LIGHTS



## Miniature Wood Creations

Patrick Kinney



Mora, MN 55051

651 492-7160

[Pkinney@miniaturewoodcreations.com](mailto:Pkinney@miniaturewoodcreations.com)

[www.miniaturewoodcreations.com](http://www.miniaturewoodcreations.com)

Veteran Owned



### FOR SALE ITEMS

Members may place Sale Ads on an actual bulletin board displayed at Guild meetings.

The MMG website has a page under "Ads" for members to list miniature items and supplies for sale or give away or to request items one is looking for.

[www.midwestminiatureguild.org](http://www.midwestminiatureguild.org)

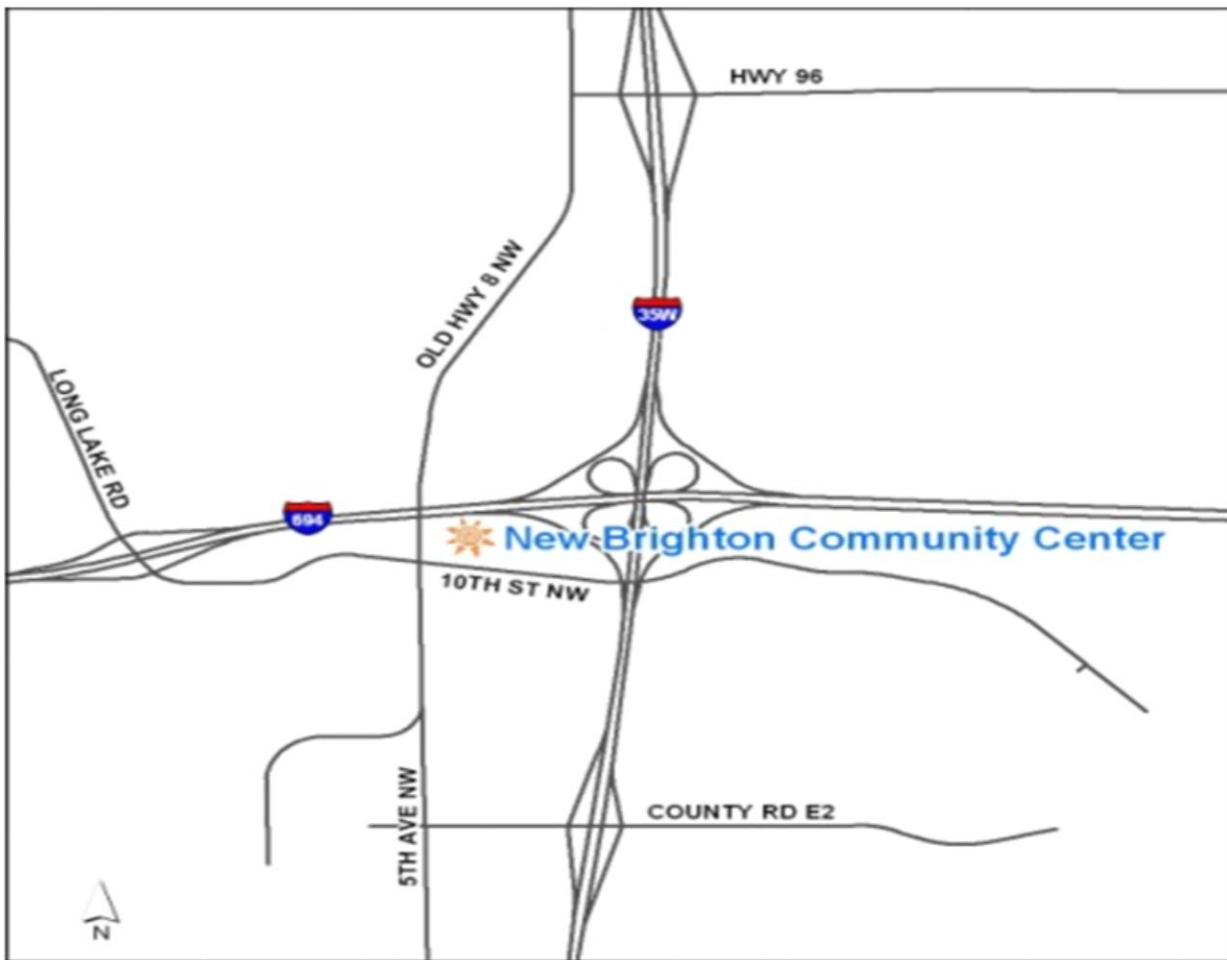
Ads may be posted on the Guild's Facebook page.

<https://www.facebook.com/midwestminiatureguild/>

**Remember to Support  
our Advertisers and  
Vendors.**

**Check out our MMG  
Website, Facebook and  
Instagram Pages.**

## MAP AND DIRECTIONS



### **DIRECTIONS TO THE NEW BRIGHTON COMMUNITY CENTER 400 10th St. NW New Brighton, MN 55112**

#### **From South:**

35W north to County Rd E2, west (left) on County Rd E2 to 5th Ave. NW, north (right) on 5th Ave. NW (which turns into Old Hwy 8 NW) to 10th St. NW (second stop light), turn right and then left into parking lot.

#### **From North:**

35W south to Hwy 96, west (right) on HWY 96 to Old Hwy 8 NW, south (left) on Old Hwy 8 to 10th St. NW, turn left at stop light and then left into parking lot.

#### **From West:**

694 east to Long Lake Rd., at the top of the exit go south (right) onto 10th St. NW, go straight through 2 stoplights, turn left into parking lot.

#### **From East:**

694 west to Long Lake Rd, south (left) onto Long Lake Rd, which becomes 10th St. NW, go straight through 2 stoplights, turn left into parking lot.

**Snapshots from the Last Meeting!**  
Workshops, sharing ideas and skills, mingling with old friends and new!

**Workshop**



**Book Nook Help**



**Vendor**



**Centerpieces**  
*Favors were a choice of a variety of treasures!*



**Live Auction**



**Idea Exchanges**



**Companionship**