



# Midwest Miniature Guild

## February 2025 Guild Newsletter

Objective: "to collect, create, assemble and share mutual interest of miniature(s)... and share our knowledge and skills with the membership."

### February 1, 2025 Meeting

#### Meeting Schedule

Sales Set-Up .....	8:00-9:30
Registration .....	9:00-9:30
Morning Activities .....	9:30-12:00
Morning Vendor Sales .....	9:30-12:00
Lunch .....	12:00
Business Meeting .....	12:00-1:00
Afternoon Activities .....	1:00-3:00
Board Meeting .....	3:00-4:00

#### Due January 17, 2025

- ❖ Meeting Registration
- ❖ Vendor Sales Registration

#### Board Meetings:

Jan 26, 2025 TBD

Feb 1, 2025 NBCC

### 2025 EVENTS

January 1, 2025 2025 Dues deadline

February 1, 2025 MMG Membership Meeting, NBCC New Brighton, MN

April 25-27, 2025 Chicago International (Tom Bishop Show), Chicago, IL

May 3, 2025 MMG Membership Meeting, NBCC New Brighton, MN

August 1-2, 2025 MN Miniature Show NBCC New Brighton, MN

October 4, 2025 MMG Membership Meeting, NBCC New Brighton, MN

### Letter from the President

Happy New Year Midwest Miniature Guild!

I hope your holidays were wonderful! We are looking to 2025 to be a great year for our miniature adventures.

Did you have time to work on any minis during the holiday season? Members love to see what you have created, so **bring displays!**

We closed our 40th Celebration at our October meeting. Hopefully those who attended had a fun gathering! A few hiccups took place, the largest being our **catering order**. We did not receive the full lunch order we requested. With the short time span between lunch and food arrival, we hadn't realized this until we started serving. The caterer *apologized* for the incorrect food delivery and *refunded* a large percentage of the cost to the Guild for their mistake.

We hope you enjoyed our special "Four Season Truck" centerpieces. A special "Thank You" to the members of the Daisy Do Littles Club for donating time and talents to create them.

Update for those waiting to create a **Book Nook**, we have had a few issues with acquiring the amounts we need for this guild wide project. We are having to look at using multiple sources instead of just one. We will be discussing this further at our February meeting and will most likely be asking you to make a choice of what you want to receive. Our plan is to be able to start working on these at our May or October meetings if we are able to acquire the kits. Please be aware of the hard work our members have been doing trying to locate places to acquire the Book Nooks! To our members that have been patiently waiting for this project, thank you!

Thank you to those who participated in our Guild-wide Urn Challenge! Fantastic Job!

We would like to offer a wider variety of classes. This cannot be done without our talented members. We are interested in ideas for classes that appeal to all skill levels and all scale sizes. If you have a **great idea for a workshop or roundtable**, share it with us. Members should bring samples of what they could share or would like to see offered and how it is made to any of our meetings.

(Continued on Page 2)

(Continued from Page 1)

If you love to teach but don't know what to teach, give us a call. Many options for teaching are available! We will have sign-up sheets available for those interested in teaching. Classes can be as small as 4 students and helper teachers can be available. Please know the Board will help. The point of our Guild is to share our hobby.

We are looking for someone or a group of members to create **centerpieces and table favors** for future meetings. Please contact Brenda or any Board member with ideas.

We will be **reviewing our bylaws** in 2025. This is to insure we are compliant with state and federal laws for our non-profit status.


A **Make-N-Take** will be offered during the day! See Page 6.

Don't forget about the Scholarship fund!

I'm looking forward to our February meeting and hope to see you there!

Kindest Regards,  
Eva Donaghue, President

Thank you to the 40<sup>th</sup> Anniversary Committee for giving us a wonderful year-long celebration to commemorate this milestone in our Guild's history. Special thanks to Kathy Huff, Karen, Delanie and Mary Vindish and anyone else behind the scenes for the festivities and festive decorations that made it special. Also thank you to the Board for all the work that has gone into the meetings this last year.



A "Special Thank You" goes to Jeanne Fish for her continuing to keep the history of an amazing project the Guild produced in 1987, under the guidance of John and Bella Sanders, alive in our minds and for presenting it to a new generation of miniaturists.

### February's Luncheon Menu from Kowalski's

A Croissant Sandwich Market Meal of various sandwich toppings on a croissant (20 of each kind have been ordered: Ham and Swiss, Turkey and Cheddar, Egg Salad or Chicken Salad). Also provided will be grapes, chips and a cookie.

As always, water, coffee, hot water and tea bags are provided along with breakfast items. Remember there is a refrigerator available to store food items if the meal is not acceptable to your diet.

## **Guild Meeting Minutes October 5, 2024**

Respectfully submitted, Barbara Anderson, Secretary

**Meeting called to order:** The meeting was called to order at 12:21 p.m. President Eva Donahue welcomed 92 members to the 40th Anniversary Celebration of the MMG. Current membership of the Guild stands at 139, including new members, Sharon B., Thea F., Jill K., Chesey S., and Lisa W. as individual members. Joining as family members are Jessica S. and Conner P., and Claire and Anna ten B. in addition, Marilyn O. rejoined as an individual member. The Guild welcomes these new and returning members.

**Approval of the Minutes from May 2024 as posted in the Newsletter:** Motioned and approved by Guild members.

**Treasurer's Report:** Approved.

**Online Payment Guild Payments:** The Board hopes to have the option of an online payment system for dues, meeting fees and class registrations through Zelle available by the May 2025 Guild meeting.

**Book Nook Projects:** An interest slip was provided at each table to determine members' interest in available Book Nook themes. Choices were Empty Book Nook; Place Book Nook (i.e., Paris, New York, etc.); Nature Book Nook, or Library Book Nook. The interest slip is not a vote on a specific theme, but an effort to determine interest in the project and an estimated number of kits needed to meet those interests.

**Urn Challenge:** A large number of empty urns were donated to the Guild by Ruth Hanke. Guild members were challenged to take an urn and use it in a vignette, project or other miniature-themed item. Seventeen urns were returned in various formats. A drawing was held among those submitting challenge entries and David O. was selected as prize winner.

**Displays:** A number of vignettes, room boxes and miniature scenes were on display. Again, contributors names were placed in a drawing and Amy D. was selected.

**Guilderville:** Several buildings previously made by Guild members in a larger town setting called Guilderville were on display and current members were invited to take an imaginary stroll down the miniature cobbled sidewalk to view the town Christmas Square, the Antique Store and the Miniature Shop.

**Library:** Prizes were awarded to Karen V. & Carol M., who returned a book & who checked one out, respectively.

**Door Prizes:** Door prizes were awarded to Myrna G., Lisa K., Joan M., Karen F., Maryanne C., Cynthia A., Connie E., Jeannie F., Mary B., Kris B., Sue G., Rebecca B., Conner P., Jill P., Cherilyn A., Karen B., Kristie E., Cheryl D., Amber B., Barb A., Freya J., Elyse P., Pam R., Marilyn O., Mila F., Carol B., Cindy O., Jean J., Nancy F., Sharon S., Brenda L., Ruth H., Rhonda B., Barbara K., Melanie L., Thea F., Kay G., Kathleen S., Jan R., Joan P., Betty B., Lou H., Amy D., Maci M., Mary B., Mary H., Cinda P., Sharon B., and Sue T.

**Guess the Number of Items:** Carol M. won all 93 items in the Guess the Number of Items jar, including the jar. She was encouraged to make a scene using them.

**Old Business:** There was no Old Business.

**New Business:**

1. **Scam:** Guild members were warned of scamming Emails that have recently been making the rounds. These Emails are requesting money in the form of gift cards and are NOT from Board or other Guild members. The Guild will never ask for money except when registering for meetings, dues/classes.
2. **Table Favors:** The Guild is still looking for groups to work on table favors and centerpieces for future meetings.
3. **Crown Plaza Show and Sale:** A show and sale featuring bears, dolls and miniatures will be held on Sunday, Oct. 13, at Crowne Plaza Hotel in Plymouth.
4. **Zoom Workshops:** The Board is looking into providing workshops using instructors in live ZOOM settings using the large screens in the meeting room. Kits and supplies would be provided ahead of time and projects would be worked on with assistance of Guild members who will have previously used the kits. This would allow the Guild to access instructors outside of the local area.
5. **Miniature Clubs:** Several Guild members have expressed interest in joining or forming local miniature clubs that would be able to meet in smaller settings or more frequently than the larger Guild. Any existing club willing to open its membership to newcomers or individuals interested in forming new clubs are invited to contact the Board in this regard.
6. **Centerpieces:** Members of the Daisy Dolittle club, who were responsible for the Red Truck centerpieces, were recognized. Each truck came with 4 removable pickup loads themed to coordinate with the seasons. Numbers were drawn for each table: the person in seat #1 received the centerpiece.
7. **Workshops:** The Guild was asked about interest in workshops that could be held locally apart from Guild meetings. The Board will look into the feasibility of such workshops and report back to the membership.

**Adjournment:** The meeting was adjourned at 12:59 p.m.



## OCTOBER MEMBER DISPLAYS



Thank you to  
all the  
members who  
brought  
displays in  
October for us  
to enjoy!



Here are  
just some of  
the displays.  
They  
showcase  
the talents  
we have in  
our Guild.



# WORKSHOPS, ACTIVITIES AND DEMONSTRATIONS

## MORNING WORKSHOPS 9:30 am – Noon



The chairs are 2 3/4" tall by 1 1/4" wide and the table is 1 3/4" diameter by 2" tall

### 1" SCALE FRENCH BISTRO SET

**Description:** Escape winter creating a French bistro set with two chairs & round table. Assemble & paint the chairs & table, make seat cushions for chairs & a faux marble top for the table. You will leave feeling confident to finish the project at home. (Chairs & table are laser-cut high density cardboard.) Feel free to bring your own paint and fabric for chair seat cushions if prefer color other than pictured rich brown.

**Instructor:** Mary Breslin


**Skill Level:** All skill levels

**Tools/Supplies:** 2 Paintbrushes (1/4" & size zero), tacky glue, toothpicks, fabric scissors, X-acto knife with 2-3 fresh blades, firm cutting surface, tweezers, small ruler, wire cutter, magnifier.

**Cost:** \$25.00

**Class Limit:** 8

**Extra Kits:** None



See more detailed image of shop in afternoon workshop section.

### HALF SCALE (1:24') WALL-HANGING FLOWER SHOP

**Description:** Framed 5.5"x 7.5"x 1.25" shadow box. Morning: stucco outside of shop wall, paint door and window trim, add faux brick and a faux stone walk. Afternoon: Add awning and landscaping. As time allows: add the fairy lights and add accessories (flower pots, wreath, basket and vases with flowers kits)

**Instructor:** Pam Rouleau

**Skill Level:** Intermediate

**Tools/Supplies:** Bring a fine & 1/4" paintbrush for trim, a cheap stiff paintbrush for stuccoing, x-acto knife, 6" ruler, pencil, & Fast Grab tacky Glue.

**Cost:** \$50.00

**Class Limit:** 12

**Extra Kits:** None



### 1" SCALE MODERN WOODEN WALL ART

**Description:** Create 2 wooden wall art pieces with your own color scheme and layout. City scene kit (Miniature Crush) and Gears kit.

**Instructor:** Rick Petersen

**Skill Level:** All skill levels

**Tools/Supplies:** Bring paint pens, stain pens and/or paint and small brush, tacky glue, magnifier if you need one. Some supplies will be available.

**Cost:** \$15.00

**Class Limit:** 9

**Extra Kits:** None

As always feel free to bring your own projects to work on so members can see new ideas and possibilities for their own collections.



## AFTERNOON WORKSHOPS 1:00 – 3:00



### HALF SCALE (1:24') WALL-HANGING FLOWER SHOP (CONTINUED)

Afternoon: Add awning and landscaping. As time allows: add the fairy lights and add accessories (flower pots, wreath, basket and vases with flowers kits)

## JUNIOR MMG MEMBERS

Karen Fernholz - Coordinator

**Junior Guild Members**  
**Celebrate Valentines Day**  
**With sweet treats**  
**Gifts and flowers**  
💖💖💖💖  
**Juniors free of cost**  
**(If space allows, members may**  
**register at the door.)**



### Free Make-N-Take

"Snowman and Tree Lawn Display" a small amount of glue, paint (white, black, green, maybe orange, your choices) and brushes will be needed for the project.



## Forever, Chinatown

Video Review by Joanne Wasmund

A 2016 Emmy nominated 32 minute documentary about a self-taught 81 year old miniaturist who tried to capture the memories of his youth in miniature came to my attention. "Forever, Chinatown" is a cultural/historical video showing San Francisco Chinatown and a look into the life of its inhabitants from the 1940s to the present. The miniatures are fine quality and richly detailed. I found the video on the Twin Cities MELSA (Metropolitan Library Service Agency) site and viewed through the kanopy.com app. Kanopy allows you to view movies for free through your library. My library did not have the video but is a part of the seven county Twin Cities metro system MELSA so I was able to view it there. It was an interesting film. There is one shocking moment, but it turns out okay.

## World's Largest Toy Museum Complex, Branson MO

By Joanne Wasmund

Returning from viewing Totality (that's another story), my husband & I toured the toy museum complex in Branson MO. Hidden in the rooms of toys from our youth & beyond, we found a significant number of doll houses & miniatures. Jane A. Forney, Fort Walton Beach, FL, donated beautiful specimens. One had a different theater depiction on each floor, such as the Nutcracker Ballet. I would recommend if in Branson to stop by & view. Have a flashlight\phone flashlight, & to be honest a step tool. (Why they put them so high I cannot understand.) All in all a nostalgic trip down memory lane. The museum was started by Paul Harvey's son. As Paul Harvey would say, "And now you know the rest of the story"...."Good Day"



## You Never Know Unless You Ask Or Stumble Upon ...

One night, when I could not sleep, I opened on Libby, the free app allowing you to access your public library, a digital copy of the Winter Edition 2023 of the magazine "Dolls House & Miniature Scene", specifically an issue of Exclusive Bonus Content for digital readers. This is published in the United Kingdom. I scanned thru the pages and I saw an item that I had bought from a vendor at the August miniature show this summer (above picture). Reading the article I was delighted to find it was about a Minnesota miniaturist and a member of our Guild! In a section they called Instagram identities: they featured Lisa Walters of Hazel's House of Miniatures. I had the pleasure of speaking with her at the October meeting when I saw, by her colored nametag, that she was a new member. I concluded then she was an enthusiastic, talented miniaturist and an asset to our guild. The article tells her story of how she became a miniaturist with beautiful pictures of some of her collection.

Aside: "DollsHouse & Miniature Scene" has great project step-by-step instructions, inspiration and creations. It is changing its format so this was its last monthly issue. All of the back issues are available to view.

## SPOTLIGHT ON THE DAISY DO-LITTLES MINIATURE CLUB

Submitted by Sue Taylor

I would like to introduce the Daisy Do-Littles miniature club, AKA the Daisies. The current members are Jane Sanem, Jan Rasmussen, Mary Breslin, Carol Sherry, Carol Blanchfield, Eva Donaghue, Ricky Petersen, Joan Purcell, Caroline Sharp, and myself (Sue Taylor). Each club member contributes to the club by sharing their individual skills, talents, and ideas to the projects we choose to do. The meetings are held on a rotating basis at our homes and always include lunch, laughs and great conversation.

When asked about the history of the Daisy Do-Littles, Joan notes “I joined the Daisy's in 2004, Alice Roberts referred me to Jean Ocken, when I met Alice at a Tom Bishop show, when Tom Bishop still came to Minneapolis. Jean Ocken was an original founder of the Daisy's and I can't say how long the club has been around, but probably nearly as long as the Guild, as Jean was one of the founding members there. Jane remembers that “Mary, Jan and I were asked to join Daisies in maybe 2007. I remember thinking they wouldn't take all 3 of us. But they did.”

Right now the Daisies have 10 members, but averages around 8 members. New members are invited to join as others leave the group.

The Daisy Do-Littles is also the miniature club that made the Red Truck Centerpieces for the October meeting. We were inspired to create the trucks, when we saw the Christmas themed truck Joan had made for her husband as a gift. That was on November 12, 2022. Eva ordered the trucks and they arrived in December 2022. That is when the work began. We soon decided that an interchangeable box for each of the four seasons was what we wanted to do. We came up with a very long list of possible items to make for each season. The hostess of each meeting would plan for construction of items for the trucks. One whole meeting involved cutting gatorboard, and constructing boxes, and attaching chains to be used for handles when lifting boxes out of the trucks to change seasons. Thanks to Mary and Jan for spending time testing different methods of constructing boxes prior to that meeting, and to Joan for standing outside cutting the boards on a power saw that day. We learned to make flowers, FIMO food, summer umbrellas and beach bags, Christmas décor, wreaths, beach balls, skis and so much more. It is nice to look back and see what we accomplished in the last two years of working on the trucks, but we will enjoy working on new projects.

This isn't the first time the Daisies have made centerpieces for MMG. In addition to the Red Truck, the Daisies have designed book-ends and kitchen Vignettes for centerpieces.

One of the best benefits of being a member of the Midwest Miniature Guild is the friendships and camaraderie of other miniaturists. I have enjoyed every minute of being a Daisy. If you have a chance to form a small club, or are invited to join one, consider it, you will enjoy it too.



Daisy Christmas gathering: Back row L to R: Carol, Ricky, Carol, Jan, Joan, Caroline. Front row: Sue, Jane, Eva, Mary





**BOARD OF DIRECTORS  
OFFICERS-Elected**

**President**

Eva Donaghue 651-247-6939  
[eva@evasetceteraetc.com](mailto:eva@evasetceteraetc.com)

**Vice President**

Kris Brown 218-340-6982  
[brownkris18@gmail.com](mailto:brownkris18@gmail.com)

**Treasurer**

Mila Falbaum 612-729-2815  
[mfalbaum8@gmail.com](mailto:mfalbaum8@gmail.com)

**Secretary**

Barb Anderson 763-656-7499  
[bobby110700@gmail.com](mailto:bobby110700@gmail.com)

**Parliamentarian**

Elyse Phillips 612-207-4799  
[elissapaigephillips@gmail.com](mailto:elissapaigephillips@gmail.com)

**Appointed Positions**

**Membership**

Jane Sanem 612-900-6106  
[janeannsanem@gmail.com](mailto:janeannsanem@gmail.com)

**Librarian**

Sue Taylor 763-755-9787  
[beulah-jr@att.net](mailto:beulah-jr@att.net)

**Centerpieces/Favors**

Brenda Lutter 763-425-7042  
[lutterbee@comcast.net](mailto:lutterbee@comcast.net)

**Newsletter Editor**

Joanne Wasmund 507-236-4238  
[jwasmund@nuveramail.net](mailto:jwasmund@nuveramail.net)

**Technology**

Elyse Phillips 612-207-4799  
[elissapaigephillips@gmail.com](mailto:elissapaigephillips@gmail.com)

**Website**

Carson Whitlow 515-993-4841  
[slipperguy@aol.com](mailto:slipperguy@aol.com)

**Workshop Coordinator**

Rick Petersen 952-210-5905  
[ricky7p55343@gmail.com](mailto:ricky7p55343@gmail.com)

**Historian**

Amber Bloom 612-910-4403  
[amastersphoto@gmail.com](mailto:amastersphoto@gmail.com)

**Vendors/Garage Sales Coordinator**

Position Open

**Junior Member Coordinator**

Karen Fernholz 612-419-4369  
[fernnpj@gmail.com](mailto:fernnpj@gmail.com)

**Directory**

Janet Rasmussen 612-741-4034  
[mahli214@hotmail.com](mailto:mahli214@hotmail.com)

**\*\*\*Members Needed to Fill Positions\*\*\***

(Interested? Contact a Board Member)

- ✓ **WORKSHOP COORDINATOR**
- ✓ **Vendors/Garage Sales Coordinators - 2**
- ✓ **Technology Committee - 2**
- ✓ **Workshop Teachers**
- ✓ **Nominating Committee - 3 openings (Elected at Oct meeting)**

**Committees:**

**Artisan Search Committee:**

Jane Sanem-Chair/Board rep  
Linda Olson

**Scholarship Committee:**

Jane Sanem-Board rep  
Mary Breslin-Chair  
Alice Roberts  
Kathy Goettsch-Krueger

**SPECIAL THANK YOU**

A special thank you goes to Rick Petersen for serving as Workshop Coordinator for the past four years. Rick has done a fantastic job assisting instructors, finding instructors and as an instructor and demonstrator himself. He has been an asset on the Board!

That being said we are now in immediate need of someone to replace him as Workshop Coordinator. Please consider volunteering. The Board and members are helpful in assisting anyone in taking a new position.

The Board that puts these meetings together are all volunteers. Dedicated to helping create a wonderful place to express our miniature passion with like-minded people. So please consider helping and being on the Board of the Midwest Miniature Guild!

What do you think the husband was implying when he gave his wife, a Guild member, a copy of this cartoon?! Huh, JP?



# MEMBER NEWS

## Note to Vendors of Fee Change

We so appreciate having vendors available at our meetings the Board decided to make this change: Tables are now free to the first 6 vendors registering. This is for 1 table and is on a first come, first serve basis. Vendors over 6 registering will be charged a fee of \$20.00 for one table and \$10 per each additional table.

## *Welcome to our New and Returning Members!*

*Chesey S. (Victoria)*  
*Jessica S. (St. Paul)*  
*Conner P. (St. Paul)*  
*Sharon B. (Hastings)*

*Thea F. (Minneapolis)*  
*Beverly H. (Hastings)*  
*Katy S. (Plymouth)*

## Reminders to members

Annual Memberships Overdue! Get them to Mila ASAP!

We now use colorful nametags the first time new members attend a meeting. Current members please introduce yourself, invite them to sit at your table and make them feel comfortable.

Walk-ins cannot expect to register for classes, have lunch or table favors or even a seat at a table available. We prefer registrations are sent in by the deadline so we can plan accordingly.

We need ideas for centerpieces and table favors for each meeting in the coming years. We think ahead to give time to research ideas, get materials and to make the items.

Thank you.

## Remembering

Joyce Beytien, a faithful member of the Midwest Miniature Guild since 2005, passed away Sept. 25<sup>th</sup>.

<https://hantge.com/obituaries/joyce-a-beytien/>

Kathy Goettsch-Krueger, a past MMG President, passed away December 5<sup>th</sup>. A Celebration of Life will be held January 18, 2025, at St. Albert the Great Catholic Church, 3204 East 29th Street, Minneapolis, MN 55406 from 12:00 to 2:00 pm with a short service at 12:30pm. Kathy's obituary is on Neptune Society Cremation

<https://neptunesociety.com/obituaries>

Important

## BULLETIN BOARD

### Interested in Making Centerpieces or Table Favors for MMG Meetings?

Clubs or individuals will be reimbursed for what they make. 12 centerpieces & 80-100 table favors per meeting are needed. Items don't have to be identical but should be similar. Questions? Contact Centerpiece/Favors Board Member.

### Scholarships Available

The Scholarship Program promotes the advancement of the hobby of miniatures by supporting members who wish to learn skills that can be shared with the Guild. In exchange for the scholarship, the recipient agrees to teach a workshop within one year of taking the workshop. Questions may be directed to Mary Breslin at [mary.breslin55@gmail.com/](mailto:mary.breslin55@gmail.com/). The application and instructions for scholarship are on our website <https://midwestminiatureguild.org/>

### MMG Facebook

<https://www.facebook.com/midwestminiatureguild/>

Share projects, fun finds, tutorials, and ask questions!

First time at the site, click the blue "Join Group" button. Once joined, SHARE! Type your message where it says "Write something" and add your photos by clicking "Photo/Video." Don't have a Facebook Account? You can view the group but won't be able to post at <https://www.facebook.com/groups/1053410018407866>

You can also share by emailing your project and notes to Elyse at [elissapaigephillips@gmail.com](mailto:elissapaigephillips@gmail.com). She'll post them to the page.

### NEWSLETTER

We welcome interesting articles or personal submissions to share with guild members thru the newsletter. Please send items to: [jwasmund@nuveramail.net](mailto:jwasmund@nuveramail.net). Thanks!

### MMG Library

**We are continually looking for donations of books and magazines related to miniatures and dollhouses that can be added to the permanent MMG Research Library. Please bring any donated materials to the MMG Library table at the next meeting. Thank you!**

You can access the MMG Library Inventory on our MMG website.

[www.midwestminiatureguild.org/ads.htm](http://www.midwestminiatureguild.org/ads.htm)

### MMG WEBSITE

Our website has a page, at no cost, for members to list miniature items & supplies to sell or give away or to request items one is looking for. Also you can find old newsletters and listing of Library items.

[www.midwestminiatureguild.org/ads.htm](http://www.midwestminiatureguild.org/ads.htm)

### Business Cards and Brochures

If you need MMG business cards or brochures to promote our hobby, please contact Jane Sanem. They will be available at the August Mini Show and at the Guild meetings.

### Chicago International - World's Largest Miniatures Vendor Show & Workshops

Chicago International (aka Tom Bishop show) is held in April every year in Chicago. Miniatures dealers from 20 countries & 32 states assemble. Check out <https://www.bishopshow.com/>. You may book a hotel room at special show rate; register for workshops before the vendor show; buy a preview ticket for a day of shopping before opens to general public. Other miniatures shows may run at the same time with a shuttle running between the shows. Speak to a member who has gone, it is fantastic!



**Eva's Etcetera ETC  
&  
House of Caron**

Fine Fabrics, Laces, Trim, Notions,  
Wigging, Patterns, Kits, & Buckles

Porcelain Dolls, Porcelain Pieces,  
Molds, Polymer Clay Creations

Classes Available - one on one or  
group, in studio or home.



Website: [evasetceteraetc.com](http://evasetceteraetc.com)

Email: [eva@evasetceteraetc.com](mailto:eva@evasetceteraetc.com)

Mail: Eva's Etcetera ETC  
1642 Ridgewood Lane S  
Roseville MN 55113

Or

Studio: Eva's Etcetera ETC  
2010 East Hennepin Ave  
Suite #213 Box 19  
Minneapolis MN 55413



**JONI'S TINY TREASURES**

**Joan Purcell**

23735 Gillette Curve  
Excelsior, MN 55331

952-474-1881

[joan.purcell@msn.com](mailto:joan.purcell@msn.com)



*The Wild Orchid*



**Euro-Crowns, Egyptian, Fossils,  
Gems, Orchids, Books & More!**

E-mail: [orchidmini@aol.com](mailto:orchidmini@aol.com)

<http://c-we.com/wild.orchid>

*Wren Song Miniatures*

By Kathleen Stewart



"Unique African, Native American, County,  
North Woods, Oriental and Victorian Designs"  
[www.wrensongminiatures](http://www.wrensongminiatures)



MINIATURECRUSH.COM

**MINIATURE CRUSH**  
Minnesota  
Miniature Building  
Supplies & Accessories

Use Code **MMG10**  
at Checkout for 10% off

Free Shipping on  
orders 35\$ up!

## Miniature Wood Creations

Patrick Kinney



Mora, MN 55051

651 492-7160

[Pkinney@miniaturewoodcreations.com](mailto:Pkinney@miniaturewoodcreations.com)

[www.miniaturewoodcreations.com](http://www.miniaturewoodcreations.com)

Veteran Owned



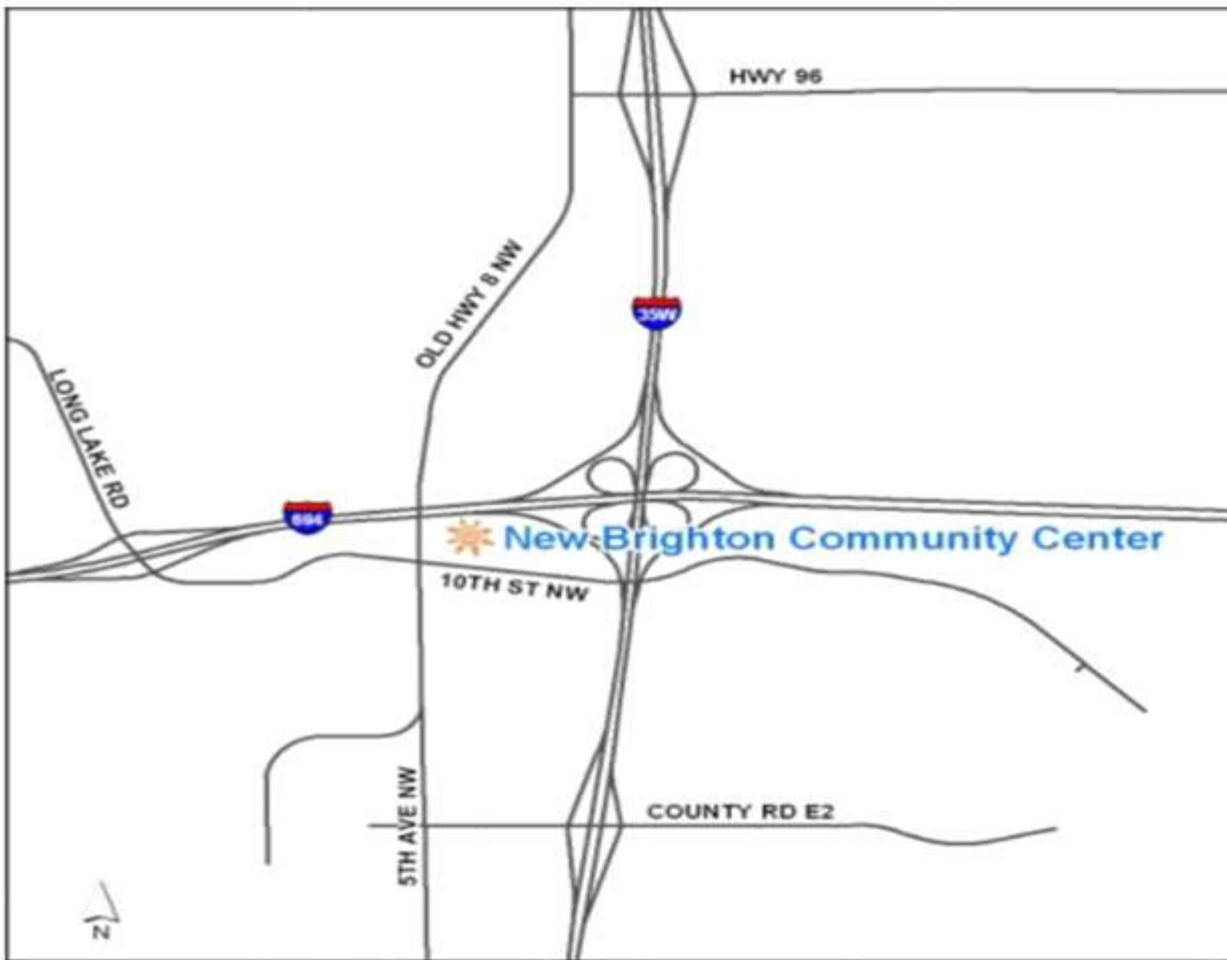
### FOR SALE

For Sale Ads by members may be placed on an actual bulletin board displayed at the Guild meetings and also on the Midwest Miniature Guild webpage under Ads, and the Facebook page. Both links on newsletter Bulletin Board.





## MAP AND DIRECTIONS



### **DIRECTIONS TO THE NEW BRIGHTON COMMUNITY CENTER** **400 10th St. NW** **New Brighton, MN 55112**

#### **From South:**

35W north to County Rd E2, west (left) on County Rd E2 to 5th Ave. NW, north (right) on 5th Ave. NW (which turns into Old Hwy 8 NW) to 10th St. NW (second stop light), turn right and then left into parking lot.

#### **From North:**

35W south to Hwy 96, west (right) on HWY 96 to Old Hwy 8 NW, south (left) on Old Hwy 8 to 10th St. NW, turn left at stop light and then left into parking lot.

#### **From West:**

694 east to Long Lake Rd., at the top of the exit go south (right) onto 10th St. NW, go straight through 2 stoplights, turn left into parking lot.

#### **From East:**

694 west to Long Lake Rd, south (left) onto Long Lake Rd, which becomes 10th St. NW, go straight through 2 stoplights, turn left into parking lot.



Workshops, sharing ideas and skills, mingling with old friends and new!



15