



Midwest Miniature Guild

October 2024 Guild Newsletter

Objective: "to collect, create, assemble and share mutual interest of miniature(s)... and share our knowledge and skills with the membership."

October 5, 2024 Meeting

Meeting Schedule

Sales Set-Up	8:00-9:30
Registration	9:00-9:30
Morning Activities	9:30-12:00
Morning Vendor Sales	9:30-12:00
Lunch	12:00
Business Meeting	12:00-1:00
Afternoon Activities	1:00-3:00
Board Meeting	3:00-4:00

Due September 20, 2024

- ❖ Meeting Registration
- ❖ Vendor Sales Registration

Board Meetings:

Sept 28, 2024 TBD & Oct 5, 2024 NBCC

2024 EVENTS

Sept. 14, 2024 TCM RR Show, see MMG website-Events

October 5, 2024 MMG Membership Meeting, NBCC New Brighton, MN

Oct. 13, 2024 Doll Show, website-Events

2025 EVENTS

January 1, 2025 2025 Dues deadline

February 1, 2025 MMG Membership Meeting, NBCC New Brighton, MN

April 25-27, 2025 Chicago International (Tom Bishop Show), Chicago, IL

May 3, 2025 MMG Membership Meeting, NBCC New Brighton, MN

August, 2025 MN Miniature Show NBCC New Brighton, MN

October 4, 2025 MMG Membership Meeting, NBCC New Brighton, MN

Letter from the President



Hello fellow Midwest Miniature Guild members,

I hope you all had a great summer! Our October meeting will finish up our year-long 40th celebration.

We would like to take a moment to express our gratitude for your continued support and loyalty. We are proud to be a part of this wonderful miniature journey, and look forward to continuing to share our miniature obsession with everyone in the future!

As always, we look forward to seeing what you have been working on or finishing up since last we met. Please **BRING A DISPLAY** to show off. Remember there will be a prize drawing from members who bring something to show us.

We will also have a prize drawing from those bringing **IDEAS FOR FUTURE WORKSHOPS**. Bring in an example or a photograph of a workshop that you would like to teach or have taught. This will help us to bring more of what members would like to create to our meeting workshops. Just a note, you don't have to be the one teaching the workshop that you bring in the idea for. We want to hear what members would like to create!

This is the final celebration of our 40th anniversary. To make this extra special we have made this meeting available only to our members. We are sorry to say that there will not be any guest spots available. Also this meeting, with all of the planning we have done to make this special, means that we cannot handle additional walk-in members. So please, **REGISTER BY THE DEADLINE** for this meeting.

We will be honoring our **CHARTER MEMBERS** attending this meeting. They will be wearing red flowers in honor of the 40th.

If you are a **NEW MEMBER**, you will have a **COLORED** name tag so others can see and introduce themselves to you. We love sharing, so feel free to ask questions of any of us.

Did you make it to the miniature show this past August?

(Continued on Page 2)

Did you find wonderful pieces to add to your collection or maybe you found that item that you needed to create something new. Let us know your thoughts about the miniature show. Do you think we should be more proactive in raising awareness of this show? We had new members sign up at the show, please welcome them with open arms to our meeting. Thank you for joining us!

A note to **JUNIOR MEMBERS**, the board has decided that your workshop is free for you to take. We wish to encourage our Junior Members to be able to take the workshop presented by our Junior Workshop Coordinator. Please remember the Junior workshops are first and foremost for the Junior Members. If space is still available, regular members will have the opportunity to pay for that workshop the day of the meeting. This will be at the discretion of the Junior Workshop Coordinator.

We will hold a **RAFFLE** for two doll houses at our meeting. The reason we are doing raffles on certain items is so they go to members who truly want them.


We will have an **AUCTION** on a few items as well as **DOOR PRIZES**. We have a very special **TABLE FAVOR** for this meeting as well as wonderful **CENTERPIECES**. Remember to bring your **URN CHALLENGE** to show off. Your name will be entered into a drawing for this challenge at the end of our meeting.

All of our board members are volunteers, donating their time and talents to help make our guild run as smoothly as possible. We want to hear from you about anything you thought was wonderful, or not so wonderful at our meetings. We can only improve by hearing feedback from our members, good and bad. We can then try to improve or make changes to enhance our experience. With that said, won't you consider volunteering? We have openings on our board if you are interested in helping out. We also need volunteers during our meetings.

There will be a **FREE SPECIAL PROJECT** available to anyone who wishes to participate. It's a winter surprise. Those not taking a workshop, will have the opportunity to work on this project. The instructions will be provided along with the pieces to create the item. Bring a paintbrush and marker to the meeting. We will provide the glue.

We have a lot planned for our meeting so please read on for more details. I look forward to seeing you all! Remember to register!

Kindest regards,
Eva Donaghue



Coming soon, a special article, that will be sent separately from the newsletter, about our 40 years as an organization.

Message from 40th Anniversary Committee Chair Kathy Huff

Hello, our 40-year celebration is coming to an end, but not without more treats and treasures.


Please remember this meeting is **MEMBERS ONLY**. You must send in your registration by the due date, as there will be **NO** walk in's registering the day of the meeting allowed.

If you have won a centerpiece (or two) in the past, please bring it to the October meeting. It will be a fun way to go down memory lane. There will be a table set up for displaying them.

We must acknowledge the hard work of people who have helped make MMG what it is today.

- First, a huge thank you needs to be given with gratitude to the Charter Members, who in 1984, started MMG. Without them, we would not have something to celebrate. And to the past board members who have kept it going all these years, thank you.
- Second, thank you to Shell Domko, Jeanne Fish, Kate Jangula, Lisa Ketchmark, Alice Roberts, Lynn Snyder, Karen Vindish, Delanie Vindish, and the Daisy Dolittle Club for helping make this year special! Your time, energy and contributions are greatly appreciated.
- Last, but not least, thank you to our current board members, who do their best every meeting for us!

Happy crafting, see you in October!



**"IN CRAFTING THERE ARE NO MISTAKES, JUST
UNIQUE CREATIONS."**

SUBMITTED BY KATHY HUFF



October's Luncheon Menu from Lunds & Byerlys Catering

Pot Roast - Tender beef roast served with gravy over roasted potatoes and carrots.

Pasta Primavera –VEGETARIAN ONLY OPTION Al dente gemelli pasta with Alfredo sauce topped with roasted seasonal vegetables & parmesan cheese.

As always, water, coffee, hot water and tea bags are provided along with breakfast items. Remember there is a refrigerator available to store food items if the meal is not acceptable to your diet.

40th Anniversary Urn Challenge!



Hopefully you have let your creative juices flow and have your urn challenge ready to bring to display at the October meeting. Those bringing them to the October meeting will have their names put into a drawing! It will be fun to see what you have created.

BE ON THE LOOKOUT FOR THE COLORFUL NAMETAGS!!!

To Existing Members: Do you remember the first time you came to an MMG meeting? Even though we are adults it can still feel like the first day of school. You don't know anyone and it can seem overwhelming. So in order to try to help us welcome new members we will now be using colorful nametags the first time new members attend a meeting. We respectfully ask members to go the extra mile to introduce yourself, invite them to sit at your table and make them feel comfortable. We are all here to share our passion for miniatures. Each new member brings new ideas, talent and friendship possibilities.

To New Members: Give us a year of meetings (3) and you will find we are willing to share ideas, tools, fun, friendship and passion for our hobby.

Note Regarding Walk-in Registrations

We have seen an increase in the number of walk-in registration the day of our meetings. Although we are happy to have them, walk-ins cannot expect to register for classes, have lunch or table favors or even a seat at a table available. These items are planned for and ordered ahead of time to use our monies effectively. Yes, we have some flexibility built in but if the numbers continue to increase we will find ourselves not being able to provide a wonderful experience for all. We prefer registrations are sent in by the deadline so we can accomplish our goals. Thank you for taking this into consideration.

Guild Meeting Minutes, May 4, 2024

by Barbara Anderson, Secretary

Meeting called to order: 12:12 PM. 2024 marks the 40th Anniversary of the Midwest Miniature Guild. There were 92 members in attendance along with 6 guests; two of the guests subsequently joined as members. Three of the attendees were charter members: Mary Brinkman, Lynn Snyder and Barb Anderson. President Eva Donahue thanked the vendors also in attendance.

Approval of Minutes from February 2024 as posted in the newsletter: Motioned and approved by Guild members.

Treasurer's report: Motioned and approved as above. The amount in the Guild Scholarship Fund was noted. Members were encouraged to make use of the fund and bring their enhanced skill sets back to the Guild as workshops and/or seminars.

OLD BUSINESS

Openings on Board: Eva reported that there are still openings on the Guild Board and encouraged members to participate.

Update on Book Nook: The Book Nook project is still being planned as a Guild project, but a reliable supply source has been difficult to find. The search for a vendor is ongoing.

Online Payment System: It appears that Zelle will be the most convenient solution to the prospect of online fund transfers to the Guild for dues and registration fees. Further information will be available as progress is made.

Upcoming Events: Model Railroad Display at the State Fairgrounds, May 11. Guild Garage Sale, May 18. Model Railroad display at the Education Building, State Fair Grounds, September 14. Doll and Miniature Show, Crowne Plaza Hotel in Plymouth, October 15.

MEMBER ONLY GAMES: *Cupcake Winners:* Mary Brinkman, Cindy Olson, Rebecca Valverde.

Library List: Melanie Lady, returning. Karen Bednard, checking out. *Urn Challenge Finished:* Macy, using only items from the Free Table, completed at the February meeting.

NEW BUSINESS

Centerpieces: Due to unforeseen difficulties, the May Table Centerpieces were not available at the time of the meeting. Winners of the drawing received portable tool kits as "placeholders," and the completed pieces will be delivered upon completion. A completed Centerpiece was on display. Winners were: C. Brown, M. Vindish, A. Drummond, M. Gulsvig, J. Sanem, J. Johnson, B. Knight, P. Bushilla, G. Zemlicka, J. Beytien C. Whitlow and C. Korn. *Games,*

Door Prizes, Raffle: Two drawings were held for a total of 40 door prizes. Winners: K. Vindish, M. Brinkman, J. Rasmussen, G. Zemlicka, C. Sherry, P. Meyers, M. Vindish, M. Ammend, J. Sanem, M. Gulsvig, S. Nelson, L. Whitlow, C. Holz, K. Garrett, J. Myers, A. Bloom, C. Whitlow, C. Parent, K. Jangula, A. Roberts, B. Knight, J. Fish, R. Bryden, L. Snyder, J. Mapes, C. Ericksen, S. Blackie, L. Menk, M. Falbaum, K. Huff, J. Beytien, M. Huffer, C. Mohwinkel, M. Tsui, R. Valverde, D. Vindish, C. Olson, B. Beskau and P. Bushilla. The Word find game was won by Carol Millar. The Guest Drawing was won by Lisa Beytien-Carlson. A spirited auction disposed of several room boxes and kits.

Adjournment: There being no further business, the meeting was adjourned at 1:02 PM.

MAY MEMBER DISPLAYS



LINDA O.



EVA D.



MARY S.



LYNN M.




JANE S.



MACI M.

(Continued on Page 6)



CINDA P.



KATE J.



HELEN T.



PAM R.



PAM R.



AMY D.

I apologize if I missed names or displays. The turnout was fantastic!

Tom Bishop International Miniature Show

By Joan Purcell and Caroline Sharp

Joan

Caroline, my niece from California, and I have done miniatures together for years on her visits to Minnesota. She has now made Minnesota her home and is a proud member of the Midwest Miniature Guild!

In April, we made the drive to Chicago for the Tom Bishop International Miniature Show, Caroline's first time. We encountered horrible weather, ice and freezing rain. But hey, we had miniatures and shopping in our future!

Wednesday, we had signed up for the same class and found Ricky Peterson in the class. There were a few issues with the clay product, but we all overcame the problems and left with a wonderful Halloween Cart with a bit of finishing work at home, which we actually did! (See picture below. Joan's on left and Caroline's on right.).

Thursday, we went our separate ways for classes. Mine was sadly not even worth mentioning. Caroline took a wonderful class working with cold porcelain, making a tea set with Betinah Murta as her instructor.

Friday, we joined in the tradition of getting in line about an hour (or more) before opening. As always, the shopping did not disappoint, and Caroline was wowed by everything we saw. We stopped about halfway through to eat and let our senses recover a bit. We managed to get through all three sales rooms only 10 minutes before closing time. There has usually been a Guild gathering on Friday night. With nothing formally planned this year, several of us met up in the hotel bar and shared our classes and shopping experiences, as well as a well-earned cocktail.

We did the last shopping push Saturday morning, backtracking for a few items we decided we still needed, before the public was let in. Sadly, we did not get time to check out the second show that was held the same weekend. But we can say we shopped 'til we dropped Friday!

Caroline

I've heard so much about the Chicago International show from my Aunt Joan and was excited to get the chance to attend. I had high expectations, and those expectations were met. It was a whirlwind to say the least. It was so much fun, from the classes to the endless shopping.

The first class I took with Joan. We filled a Halloween cart with pumpkins and candies we made following learning some great new techniques working with clay (Learned how easy it was to make deformed, melted pumpkins).

My second class I was on my own working with cold porcelain. We made a wonderful tea set with a tray of accessories to complete the piece. Betinah is a wonderful teacher and had some nice little molds for us to work with to make our pieces. She also shared her cold porcelain recipe and tips so students can make clay at home.

Like Joan mentioned, I finished both of my class projects when we got home, which we all know is not always something we get time to do!


Shopping day! I thought it was funny people go stand in line an hour or more before the doors open and was surprised to see how many people were already lined up when we got down there! I thought it might be overwhelming with the crowd, but it wasn't bad at all with everyone spread out in three big rooms. It felt well-spaced out and organized. We had no problem spending our cash in multiple booths. There was a wide range of artists and talent. Plenty of kits and tools to pick from for anything you think of making yourself. Anything you can think of making, you can probably find at the show.

It was a fun experience and there are amazing teachers and artists, you leave wanting to take more classes and learn more new things. On the drive home we were talking about what kind of classes we want to take next year. I definitely plan to go again.



OCTOBER WORKSHOPS, ACTIVITIES AND DEMONSTRATIONS

MORNING WORKSHOPS 9:30 am – Noon



STAINED GLASS WINDOW PAINTING

Description: Create beautiful miniature stained glass windows without bandaids! Make two miniature stained glass windows. First, learn how to create unique designs using the liquid leading with provided design templates or create your own design. Then, while that window dries, learn how to fill the design in with color on a pre-leaded window pane.

Instructor: Shell Domko

Skill Level: All skill levels

Tools/Supplies: 2 window frames provided (choice 1st come, 1st serve), 5 bottles of paint (1 leading & 4 colors), a small set of finishing tools.

Cost: \$15.00

Class Limit: 10

Extra Kits: None



BAKERY DISPLAY

Description: Make the bakery display, then make the bakery items that go onto the display out of polymer clay with the use of instructor's molds. Approximately 6 hours to complete. Provided: Display kit & stain, two trays, two small boxes. Premixed polymer clay bread mix and color powders for the bread (Selection of premade bread available).

Instructor: Patrick Kinney

Skill Level: All skill levels

Tools/Supplies: Bring sandpaper (150 and 220 grit), paint brushes, hobby tool kit & optional: polymer clay tools, some will be available.

Cost: \$40.00

Class Limit: 10

Extra Kits: None



PART 2 GINGERBREAD HOUSE WORK BOARD (Reserved for those who took October 2023 cupboard workshop, see list below)

Lois Erickson
Ruth Hynes
Natalie Johnson
Brenda Lutter
Cinda Parent

Jane Sanem
Carol Sherry
Sara Singleton
Marge Steffen
Lorna Whitlow

Description: You will make millifiori cane/candies, and cookies to decorate a Gingerbread house and mug.

Instructor: Pam Rouleau

Tools/Supplies: Bring tweezers, xacto knife, fine paint brush, a fine black felt tip pen, and Tacky glue.

Cost \$10.00 to those listed above

JUNIOR MMG MEMBERS

Karen Fernholz - Coordinator

Carving Jack-o-Lantern Fall Party Scene



The class includes: Carving a miniature Jack-o-Lantern which will light up, constructing Trick or Treat Bags, making candied or caramel and nut covered apples, wrapping popcorn balls, frosting chocolate cupcakes, and assembling candy bars of all kinds. The creations will be placed on a table inside a gift box that is ready for a Fall Party. You will also learn how to download miniature printable objects that you can experiment at home with for more mini-fun.

The board decided to provide these classes free of charge to Junior Members. Register for class on Member Registration Form. It is suggested that a Junior member be accompanied by an adult for the class. Call if questions.

There may be open spots for adults to take the class. Adults may sign up at the registration table the day of the meeting. The price for adults taking the class is \$18.50 for the supplies. The cost covers the table, box, clay, glass bowl, tray, a mini light and wood. The rest are things I have constructed out of seeds, paints, saran wrap and a little embroidery floss along with downloaded images.



The 2024 Miniature Show Was a Success!

by Jane Sanem

At the 2024 show, August 16th and 17th, attendee numbers were similar to 2023. Great vendors, both old and new were there. For the most part, it was a steady stream of attendees - some familiar faces, others not. Most were willing to chat and talk about their love for miniatures - both new and old to our hobby.

Our basket of "mini treasures" was studied carefully to select just the right one. Sometimes, treasures were lined up to judge which would be the perfect selection. Everyone got a treasure - even if they were just along for moral support.

Thanks to our helpers at the table - Sue Taylor, Sue George, Lynn Snyder, and Carol Millar. You were such a help.

Winners of our MMG raffles were: Rebecca Bryden (vase of yellow flowers), Mary Huffer (charcuterie board) and Kathleen Stewart (Sweet Dreams kit).

The miniature show is always helpful in attracting new MMG members. Five paid me at the show for membership. I think they were encouraged to join by the fact that we'll have no guests for the October meeting. Only MMG members can attend our special 40th anniversary meeting.

If you've suggestions for the 2025 show, would like to help, etc., please let me know!

The MMG Library is Online for All Members to Enjoy

The following is a repeat of instructions for accessing materials in the MMG Library. Our library is for all to enjoy and I hope that you will consider checking out a book or magazine in the near future. I will also continue to bring materials to our meetings that you might want to check out. Sue Taylor, Librarian

The MMG research library is available to any MMG member in good standing. A complete inventory of the books in the MMG library is posted online, as well as an inventory of the magazines in the collection. There are 3 inventories of the books: one listed alphabetically by title, one listed alphabetically by author, and one listed by subject. All three listings have the publication year and a general description of the book. The magazine inventory is alphabetical by magazine title, with a listing of issues we currently have. All 4 lists are downloadable for your convenience and are also printable if you want to make a hard copy.

How to Access Inventories and Request Materials

To access the inventory lists, go to the MMG website at <https://midwestminiatureguild.org>, left click on the "Resources" category on the header bar located under the MMG logo. (See Figure)



The 4 inventories are listed there. Left click once on whichever one you want to open.

To download a list, left click once on the downward pointing arrow located near the top right of the page. To print the inventory, left click once on the small printer icon also located in the top right corner of the page. (See Figure)



If you download and save one of the inventories as a pdf and you would like to search for a topic, you may follow this procedure. Open the downloaded pdf in Adobe Reader (not in browser), display the search/find window pane by using Ctrl+F. Type in topic, such as wicker, then enter. The first topic in inventory will be highlighted. To go to the next item of topic select "Next" button. (See Figure)



To have specific materials pulled for you, email the librarian at Librarian4MMG@gmail.com with the book title and author, or the magazine title and issue # or month. Requested items will be brought to the next MMG meeting for pick up at the library table. Borrowed items should be returned to the librarian at the next MMG meeting.

We are continually looking for donations of books and magazines related to miniatures and dollhouses that can be added to the permanent MMG Research Library. Please bring any donated materials to the MMG Library table at the next meeting. Thank you!

**BOARD OF DIRECTORS
OFFICERS-Elected**

President

Eva Donaghue 651-247-6939
eva@evasetceteraetc.com

Vice President

Kris Brown 218-340-6982
brownkris18@gmail.com

Treasurer

Mila Falbaum 612-729-2815
mfalbaum8@gmail.com

Secretary

Barb Anderson 763-656-7499
bobby110700@gmail.com

Parliamentarian

Elyse Phillips 612-207-4799
elissapaigephillips@gmail.com

Appointed Positions

Membership

Jane Sanem 612-900-6106
janeansanem@gmail.com

Librarian

Sue Taylor 763-755-9787
beulah-jr@att.net

Centerpieces/Favors

Brenda Lutter 763-425-7042
lutterbee@comcast.net

Newsletter Editor

Joanne Wasmund 507-236-4238
jwasmund@nuveramail.net

Technology

Elyse Phillips 612-207-4799
elissapaigephillips@gmail.com

Website

Carson Whitlow 515-993-4841
slipperguy@aol.com

Workshop Coordinator

Rick Petersen 952-210-5905
ricky7p55343@gmail.com

Historian

Amber Bloom 612-910-4403
amastersphoto@gmail.com

Vendors/Garage Sales Coordinator

Position Open

Junior Member Coordinator

Karen Fernholz 612-419-4369
fernnpj@gmail.com

Directory

Janet Rasmussen 612-741-4034
mahli214@hotmail.com

*****Members Needed to Fill Positions*****

(Interested? Contact a Board Member)

- ✓ **Vendors/Garage Sales Coordinators - 2**
- ✓ **Technology Committee - 2**
- ✓ **Workshop Teachers**
- ✓ **Nominating Committee - 3 openings (Elected at Oct meeting)**

Committees:

Artisan Search Committee:

Jane Sanem-Chair/Board rep
Linda Olson

Scholarship Committee:

Jane Sanem-Board rep
Mary Breslin-Chair
Alice Roberts
Kathy Goettsch-Krueger

Annual Memberships Due!

Get them to Mila by January 1, 2025

**Be ahead of the game and renew on the
October registration form.**

CENTERPIECES AND TABLE FAVORS

By Brenda Lutter

Hi Everyone,

It's the time of the year to think ahead to 2025 and into 2026.

We need ideas for centerpieces and table favors for each meeting in the coming years. We think ahead to give time to research ideas, get materials and to make the items. What would you like to see that would add to your collection of minis? We can look at items in the different scales. Think about ideas and bring them to the meetings. Once we have ideas, we need to have some members to help complete the projects. If you belong to a group that likes to do miniatures this would be a fun project, doing it alone can be daunting. Or get a group of friends together and create! Please take the time to think about this. Thank you for your thoughts and help. See me or any Board Member at the meeting with suggestions.

MEMBER NEWS

Welcome to our New and Returning Members!

Barbie A. Family - Plymouth MN
Alexis C. - River Falls WI
Marilyn A. - Andover MN
Ellie L. - Delano, MN
Sharon B. - Hastings MN
Pam D. - Red Wing MN

Jill K. - Madison, WI
Anna - St. Paul, MN
Claire - St. Paul, MN
Lisa W. - Excelsior, MN
Marilyn O. - Stillwater MN

October is National Miniature Month



The Midwest Miniature Guild was formed in 1984 by Twin Cities miniaturists after hosting a N.A.M.E. (National Association of Miniature Enthusiasts) Regional House Party.

They established a non-profit organization to promote the hobby of Miniature creation and collecting.

The Guild holds day long meetings three times a year – in February, May and October.

Remembering

Wes Krueger, guild member and husband of Kathy Goettsch-Krueger past president of our guild passed April 9, 2024. <https://www.legacy.com/us/obituaries/cdapress/name/wesley-krueger-obituary?id=54901710>

JoAnn McCracken Guild member passed March 28, 2024. A prolific miniaturist with 900 doll houses. <https://www.legacy.com/us/obituaries/name/jo-c-mccracken-obituary?id=54759745>

Vera Sullivan, a proud Charter Guild member since 1984 and mother of Guild member, PJ Durand, passed away June 24th. <https://www.sturmfmh.com/obituaries/Vera-Sullivan?obId=32163474>

MAY CENTERPIECES

I asked Shell Domko to write up her process and a description of the wonderful centerpieces she created for our May Guild meeting. She obliged me and so we receive a fantastic look into her process. I am sure we can agree that she is a very talented miniaturist.

"The centerpieces were designed to look like a storybook on the outside, meant to represent the story that the guild has built together over the last 40 years, with a cozy sitting room on the inside. Hidden in the bookshelf are little items that miniature builders spend their time creating. There are intentionally a few open spaces on the shelves so more things could be added if wanted. If you look closely, you will find:

- Model train
- Model of a Tardis (from Doctor Who)
- A first place miniature trophy
- Dollhouse
- Historical model building
- Book nook
- Fairy house/garden
- Model ship
- Miniature hot air balloon hanging on the opposite wall (my signature addition)

On the little table next to the chair, you will find two magazines. The first is a "Nutshell News" from 1984 and the second is a "Dollhouse Miniatures" from 2024 to signify the 40 years the guild has been around.

I designed the main piece and many of the elements myself, using a laser cutter and a 3D printer to make them a reality. I used scrapbook paper for the wallpaper, thinned paint for stain and hand painted the knickknacks. To add a "magical" element to the piece, I created a battery powered flickering fireplace with a magnetic switch that turns on when a small pillar candle is placed on the mantle in just the right spot. To furnish the room, I made custom upholstered chairs, crocheted tiny blankets, and then made little braided rugs to tie the whole room together.

Below is one of my favorite centerpieces (they were all a little different with different color schemes)."





I did not realize....this is cool!



Pamela Rouleau brought an album with photos of the 2005 Guild meeting to the May meeting this Spring. Here is an excerpt from the letter accompanying the photo album:

"I (Pam) feel fortunate to have belonged to the Duluth Miniature Club and the Midwest Miniature Guild. I held the position of Centerpiece Chair....Centerpieces have always been an important part of our miniature guild meeting. However, it is sometimes a challenge to get members to make them for our meetings. Barbie Cohen brought a bunch of IKEA shadow boxes to our Guild to do miniature scenes in. We decided to have a "Challenge" for our 2005 February Guild meeting. Everybody that volunteered to take a shadow box home to decorate, brought them back to display. This was not a competition so everybody received an award. It turned out to be a fun project with a lot of originality. We used them for the next few meetings as Table Centerpieces that we could win. Good idea, huh!"




We just happened to have raffled off the last IKEA box that was left over during the May meeting. So whomever bought it has a piece of Guild history!

Miniature Wood Find

by Jane Sanem

I was looking for small "fancy" wood to make some miniature charcuterie boards. Online, I found something called "Zebrawood". Locally, Rockler Woodworking and Hardware looked like a good prospect. Rockler has several Twin Cities locations. The location near Ridgedale was closest to me. (One in Burnsville!)

Rockler had exactly the type of wood I needed and it was thin enough to work for miniatures. An additional bonus was their scrap wood box. There I found additional thin pieces perfect for miniatures - at a fraction of the cost! You had to dig in the big box but it was well worth the exercise.



Important

BULLETIN BOARD

Interested in Making Centerpieces or Table Favors for MMG Meetings?

Clubs or individuals will be reimbursed for what they make. 12 centerpieces & 80-100 table favors per meeting are needed. Items don't have to be identical but should be similar. Questions? Contact Centerpiece/Favors Board Member.

Scholarships Available

The Scholarship Program promotes the advancement of the hobby of miniatures by supporting members who wish to learn skills that can be shared with the Guild. In exchange for the scholarship, the recipient agrees to teach a workshop within one year of taking the workshop. Questions may be directed to Mary Breslin at mary.breslin55@gmail.com. The application and instructions for scholarship are on our website <https://midwestminiatureguild.org/>

MMG Facebook

<https://www.facebook.com/midwestminiatureguild/>

Share projects, fun finds, tutorials, and ask questions!

First time at the site, click the blue "Join Group" button. Once joined, SHARE! Type your message where it says "Write something" and add your photos by clicking "Photo/Video." Don't have a Facebook Account? You can view the group but won't be able to post at <https://www.facebook.com/groups/1053410018407866>

You can also share by emailing your project and notes to Elyse at elissapaigephillips@gmail.com. She'll post them to the page.

NEWSLETTER

We welcome interesting articles or personal submissions to share with guild members thru the newsletter. If short we can print, if longer we can include a link to them. Please send items to: jwasmund@nuveramail.net. Thanks!

MMG Library

We are continually looking for donations of books and magazines related to miniatures and dollhouses that can be added to the permanent MMG Research Library. Please bring any donated materials to the MMG Library table at the next meeting. Thank you!

Remember you can access the MMG Library on our MMG website.

MMG WEBSITE

Our website has a page, at no cost, for members to list miniature items & supplies to sell or give away or to request items one is looking for. Also you can find old newsletters and listing of Library items. www.midwestminiatureguild.org/ads.htm

Business Cards and Brochures

If you need MMG business cards or brochures to promote our hobby, please contact Jane Sanem. They will be available at the August Mini Show and at the Guild meetings.

Chicago International - World's Largest Miniatures Vendor Show & Workshops

Chicago International (aka Tom Bishop show) is held in April every year in Chicago. Miniatures dealers from 20 countries & 32 states assemble. Check out <https://www.bishopshow.com/>. You may book a hotel room at special show rate; register for workshops before the vendor show; buy a preview ticket for a day of shopping before opens to general public. Other miniatures shows may run at the same time with a shuttle running between the shows. Speak to a member who has gone, it is fantastic!

**Eva's Etcetera ETC
&
House of Caron**

Fine Fabrics, Laces, Trim, Notions,
Wigging, Patterns, Kits, & Buckles

Porcelain Dolls, Porcelain Pieces,
Molds, Polymer Clay Creations

Classes Available - one on one or
group, in studio or home.



Website: evasetceteraetc.com

Email: eva@evasetceteraetc.com

Mail: Eva's Etcetera ETC
1642 Ridgewood Lane S
Roseville MN 55113

Or

Studio: Eva's Etcetera ETC
2010 East Hennepin Ave
Suite #213 Box 19
Minneapolis MN 55413



JONI'S TINY TREASURES

Joan Purcell

23735 Gillette Curve
Excelsior, MN 55331

952-474-1881

joan.purcell@msn.com



The Wild Orchid



**Euro-Crowns, Egyptian, Fossils,
Gems, Orchids, Books & More!**

E-mail: orchidmini@aol.com

<http://c-we.com/wild.orchid>

Wren Song Miniatures

By Kathleen Stewart



"Unique African, Native American, County,
North Woods, Oriental and Victorian Designs"

www.wrensongminiatures

MINIATURECRUSH.COM

MINIATURE CRUSH
MINNESOTA
Miniature Building
Supplies & Accessories

Use Code **MMG10**
at Checkout for 10% off

Free Shipping on
orders 35\$ up!



Miniature Wood Creations

Patrick Kinney



Mora, MN 55051

651 492-7160

Pkkinney@miniaturewoodcreations.com

www.miniaturewoodcreations.com

Veteran Owned

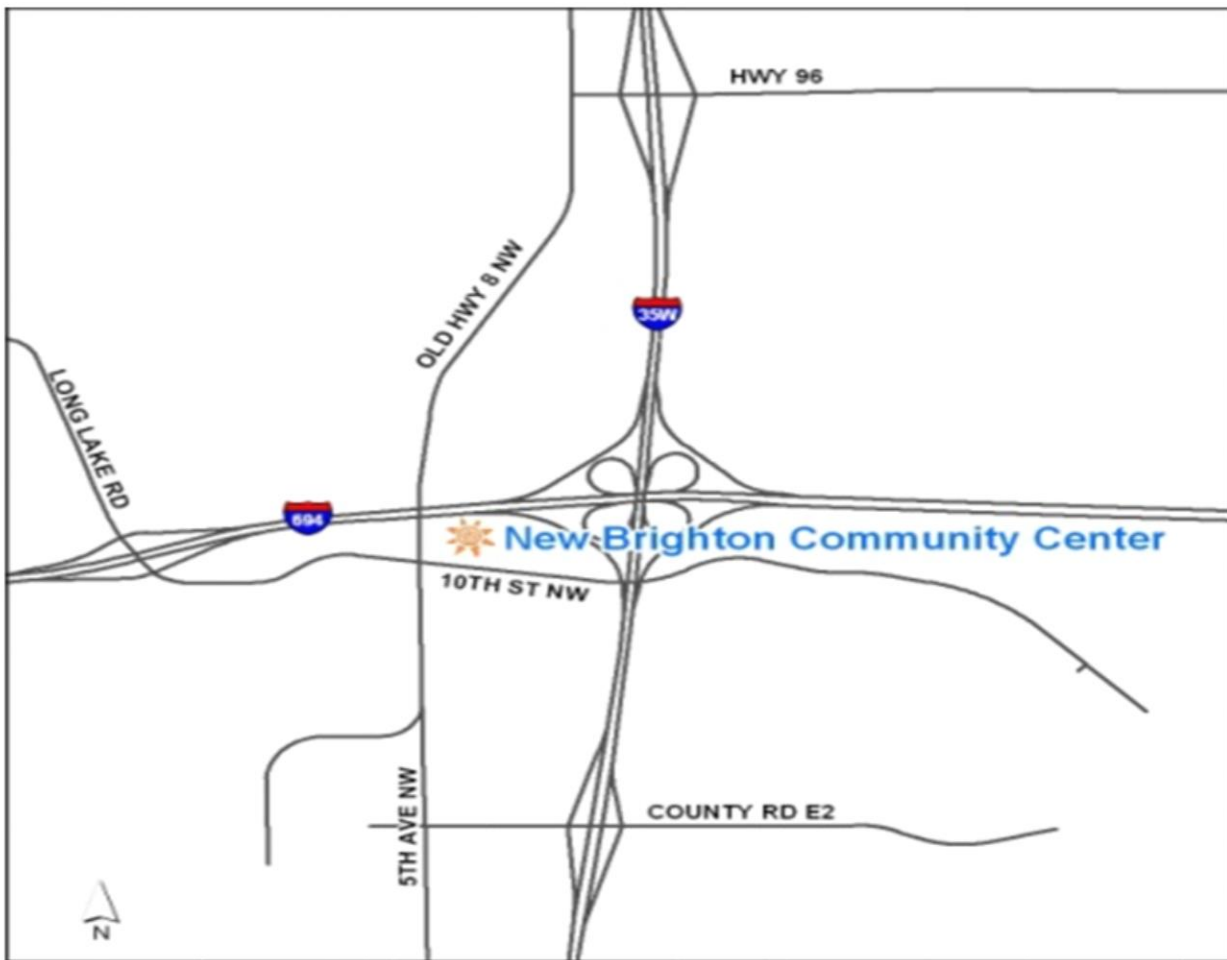


FOR SALE

For Sale Ads by members may be placed on an actual bulletin board displayed at the Guild meetings and also on the Midwest Miniature Guild webpage under Ads, and Facebook page. Both links on newsletter Bulletin Board.



MAP AND DIRECTIONS



DIRECTIONS TO THE NEW BRIGHTON COMMUNITY CENTER **400 10th St. NW** **New Brighton, MN 55112**

From South:

35W north to County Rd E2, west (left) on County Rd E2 to 5th Ave. NW, north (right) on 5th Ave. NW (which turns into Old Hwy 8 NW) to 10th St. NW (second stop light), turn right and then left into parking lot.

From North:

35W south to Hwy 96, west (right) on HWY 96 to Old Hwy 8 NW, south (left) on Old Hwy 8 to 10th St. NW, turn left at stop light and then left into parking lot.

From West:

694 east to Long Lake Rd., at the top of the exit go south (right) onto 10th St. NW, go straight through 2 stoplights, turn left into parking lot.


From East:

694 west to Long Lake Rd, south (left) onto Long Lake Rd, which becomes 10th St. NW, go straight through 2 stoplights, turn left into parking lot.



Snapshots from the Last Meeting!

Workshops, sharing ideas and skills, mingling with old friends and new!



A Good Time Was Had By All!

Centerpieces Table Favors

Workshops Vendors

Garage Sales Auction

Word Find Urn Challenge Library Sale

40 Door Prizes Free Table Good Food

And Camaraderie!